

Appendix 1

27 responses

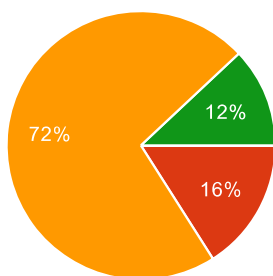
[View all responses](#)

Summary

Name(Optional)

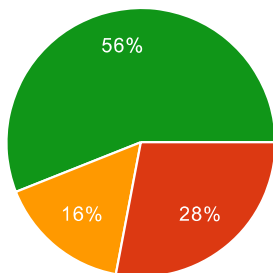
Iskander

Academic Rank (Optional)



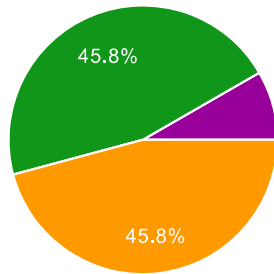
Professor	0	0%
Associate Professor	4	16%
Assistant Professor	18	72%
M.Sc	3	12%
B.Sc	0	0%

Overall Work Experience (Optional)



Less than a year	0	0%
1-5 years	7	28%
5-10 years	4	16%
More than 10 years	14	56%

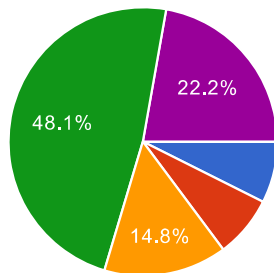
Age(Optional)



Age Group	Count	Percentage
30-40 years	11	45.8%
40-50 years	11	45.8%
More than 50 years	2	8.3%

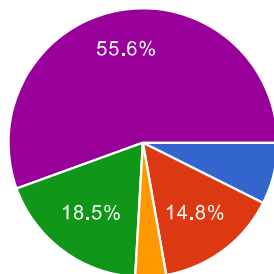
1. SATISFACTION

Medical Services



Satisfaction Level	Count	Percentage
Very dissatisfied	2	7.4%
Somewhat dissatisfied	2	7.4%
Neither satisfied nor dissatisfied	4	14.8%
Somewhat satisfied	13	48.1%
Very satisfied	6	22.2%
Not applicable	0	0%

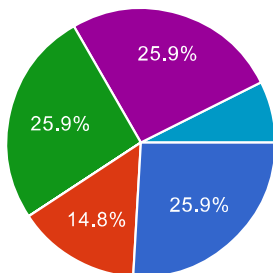
Office space



Satisfaction Level	Count	Percentage
Very dissatisfied	2	7.4%
Somewhat dissatisfied	4	14.8%
Neither satisfied nor dissatisfied	1	3.7%

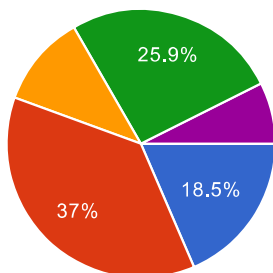
Somewhat satisfied	5	18.5%
Very satisfied	15	55.6%
Not applicable	0	0%

Availability of nearby parking



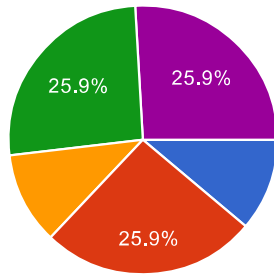
Very dissatisfied	7	25.9%
Somewhat dissatisfied	4	14.8%
Neither satisfied nor dissatisfied	0	0%
Somewhat satisfied	7	25.9%
Very satisfied	7	25.9%
Not applicable	2	7.4%

Lab or research space



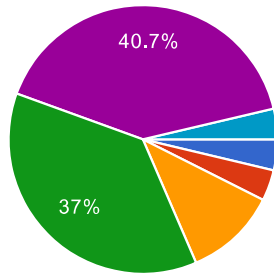
Very dissatisfied	5	18.5%
Somewhat dissatisfied	10	37%
Neither satisfied nor dissatisfied	3	11.1%
Somewhat satisfied	7	25.9%
Very satisfied	2	7.4%
Not applicable	0	0%

Classroom space



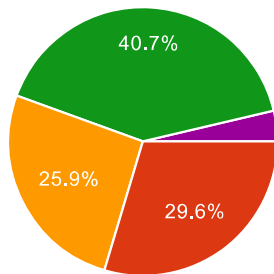
Satisfaction Level	Count	Percentage
Very dissatisfied	0	0%
Somewhat dissatisfied	3	11.1%
Neither satisfied nor dissatisfied	3	11.1%
Somewhat satisfied	7	25.9%
Very satisfied	7	25.9%
Not applicable	0	0%

Clerical and administrative staff



Satisfaction Level	Count	Percentage
Very dissatisfied	1	3.7%
Somewhat dissatisfied	1	3.7%
Neither satisfied nor dissatisfied	3	11.1%
Somewhat satisfied	10	37%
Very satisfied	11	40.7%
Not applicable	1	3.7%

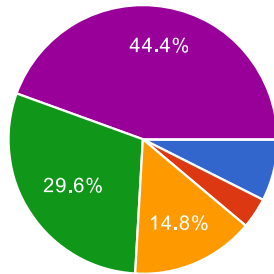
Library resources



Satisfaction Level	Count	Percentage
Very dissatisfied	0	0%
Somewhat dissatisfied	8	29.6%
Neither satisfied nor dissatisfied	7	25.9%
Somewhat satisfied	11	40.7%

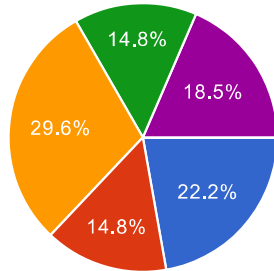
Very satisfied	1	3.7%
Not applicable	0	0%

Computer resources



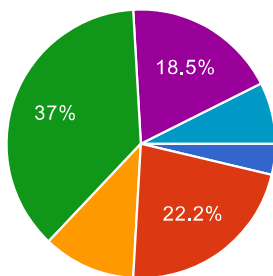
Very dissatisfied	2	7.4%
Somewhat dissatisfied	1	3.7%
Neither satisfied nor dissatisfied	4	14.8%
Somewhat satisfied	8	29.6%
Very satisfied	12	44.4%
Not applicable	0	0%

Technical and research staff



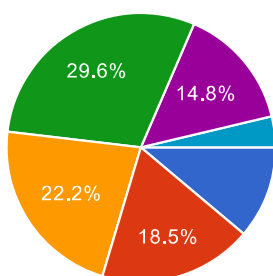
Very dissatisfied	6	22.2%
Somewhat dissatisfied	4	14.8%
Neither satisfied nor dissatisfied	8	29.6%
Somewhat satisfied	4	14.8%
Very satisfied	5	18.5%
Not applicable	0	0%

Computing support staff



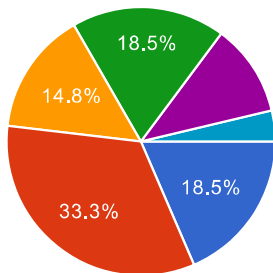
Somewhat satisfied	10	37%
Very satisfied	5	18.5%
Not applicable	2	7.4%

Support for securing grants



Very dissatisfied	3	11.1%
Somewhat dissatisfied	5	18.5%
Neither satisfied nor dissatisfied	6	22.2%
Somewhat satisfied	8	29.6%
Very satisfied	4	14.8%
Not applicable	1	3.7%

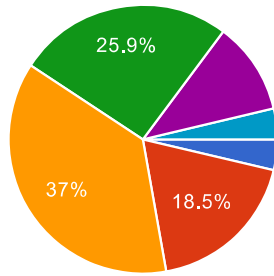
Other resources to support research



Very dissatisfied	5	18.5%
Somewhat dissatisfied	9	33.3%
Neither satisfied nor dissatisfied	4	14.8%
Somewhat satisfied	5	18.5%
Very satisfied	3	11.1%

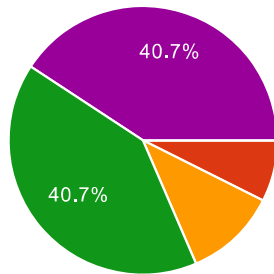
Not applicable 1 3.7%

Health and medical on-campus resources



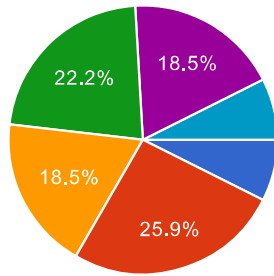
Very dissatisfied	1	3.7%
Somewhat dissatisfied	5	18.5%
Neither satisfied nor dissatisfied	10	37%
Somewhat satisfied	7	25.9%
Very satisfied	3	11.1%
Not applicable	1	3.7%

Teaching responsibilities



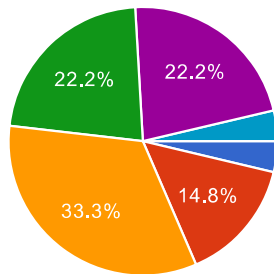
Very dissatisfied	0	0%
Somewhat dissatisfied	2	7.4%
Neither satisfied nor dissatisfied	3	11.1%
Somewhat satisfied	11	40.7%
Very satisfied	11	40.7%
Not applicable	0	0%

Medical insurance options



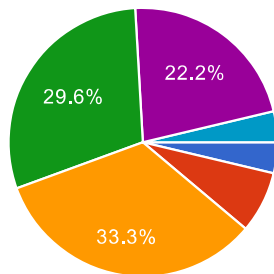
Very satisfied 5 18.5%
 Not applicable 2 7.4%

Access to teaching assistants



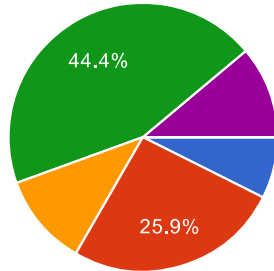
Very dissatisfied 1 3.7%
 Somewhat dissatisfied 4 14.8%
 Neither satisfied nor dissatisfied 9 33.3%
 Somewhat satisfied 6 22.2%
 Very satisfied 6 22.2%
 Not applicable 1 3.7%

Advising responsibilities



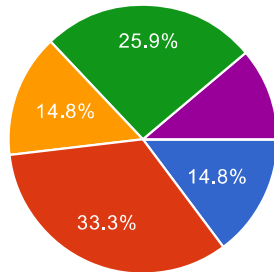
Very dissatisfied 1 3.7%
 Somewhat dissatisfied 2 7.4%
 Neither satisfied nor dissatisfied 9 33.3%
 Somewhat satisfied 8 29.6%
 Very satisfied 6 22.2%
 Not applicable 1 3.7%

Quality of undergraduate students



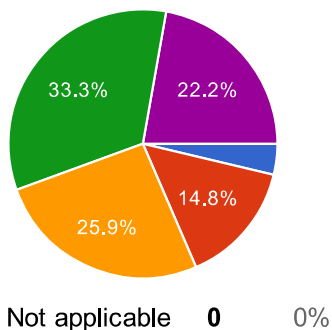
Very dissatisfied	2	7.4%
Somewhat dissatisfied	7	25.9%
Neither satisfied nor dissatisfied	3	11.1%
Somewhat satisfied	12	44.4%
Very satisfied	3	11.1%
Not applicable	0	0%

Time available for scholarly work



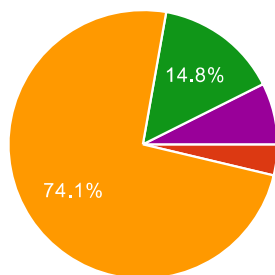
Very dissatisfied	4	14.8%
Somewhat dissatisfied	9	33.3%
Neither satisfied nor dissatisfied	4	14.8%
Somewhat satisfied	7	25.9%
Very satisfied	3	11.1%
Not applicable	0	0%

Committee and administrative responsibilities



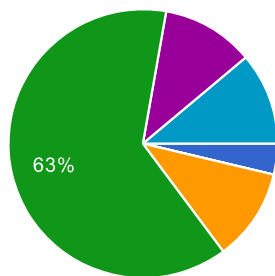
2. WORKLOAD

1. Overall, how would you rate the reasonableness of your workload?



Much too light	0	0%
Too light	1	3.7%
About right	20	74.1%
Too heavy	4	14.8%
Much too heavy	2	7.4%

'How many classes (excluding independent studies) did you teach during the Fall semester of 2015 calendar year?



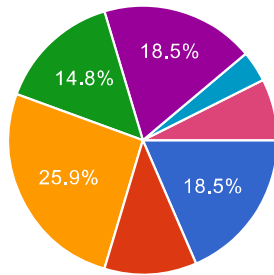
1	1	3.7%
2	0	0%
3	3	11.1%
4	17	63%
5	3	11.1%
6	3	11.1%

How many students, total, did you teach in these classes?

- 42
- 28
- 90
- 47
- £ £
- 50
- 200
- 82

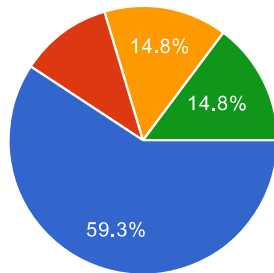
- 5
- 110
- 80
- 71
- 55
- 22
- 150
- 60
- 89
- 52
- 75
- 51
- 21
- 100
- more than 100

How many of these classes were close to your research interests?



None of them	5	18.5%
1	3	11.1%
2	7	25.9%
3	4	14.8%
4	5	18.5%
5	1	3.7%
6	2	7.4%

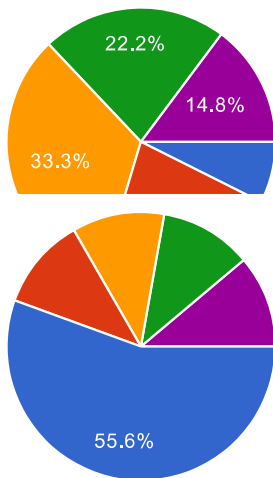
How many advisees do you have now?



less than 10	16	59.3%
10 - 15	3	11.1%
15 - 20	4	14.8%
More than 25	4	14.8%

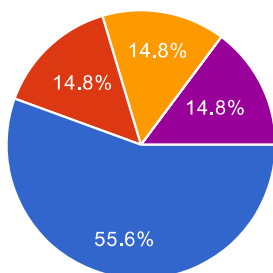
Number of Departmental committees

0	2	7.4%
1	6	22.2%
2	9	33.3%
3	6	22.2%
More than 3	4	14.8%



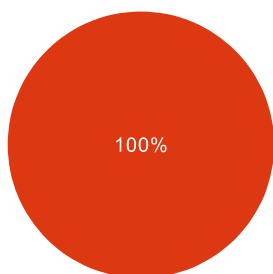
0	15	55.6%
1	3	11.1%
2	3	11.1%
3	3	11.1%
More than 3	3	11.1%

Number of external committees or boards related to your discipline (e.g., accreditation; editor of a journal; officer of a professional association)



0	15	55.6%
1	4	14.8%
2	4	14.8%
3	0	0%
More than 3	4	14.8%

Chair of department



Yes	0	0%
No	27	100%

Director of a center, program, or institute



Yes	2	7.4%
No	25	92.6%

Other administrative capacity (please specify below)

Yes	4	14.8%
No	23	85.2%



Committe for translation and publishing

ViceDean

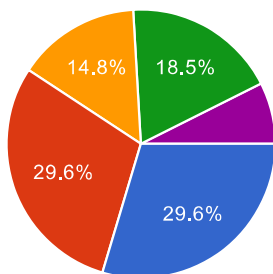
New entrant

NA

Nil

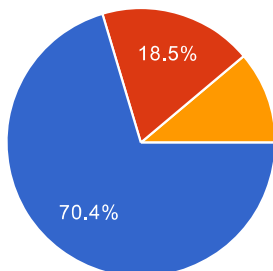
2.1 In the Fall semester of 2015 academic year, how many of each of the following did you submit?

Papers for publication in peer-reviewed journals



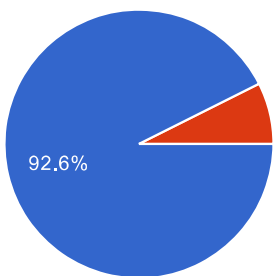
0	8	29.6%
1	8	29.6%
2	4	14.8%
3	5	18.5%
4	2	7.4%
5	0	0%
6	0	0%
7	0	0%
8	0	0%
9	0	0%
10+	0	0%

Papers for presentation at conferences



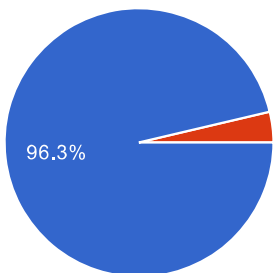
0	19	70.4%
1	5	18.5%
2	3	11.1%
3	0	0%
4	0	0%
5	0	0%
6	0	0%
7	0	0%
8	0	0%
9	0	0%
10+	0	0%

Books: authored



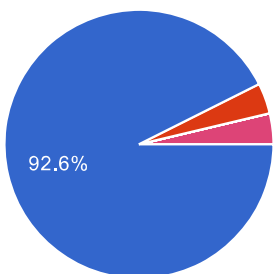
0	25	92.6%
1	2	7.4%
2	0	0%
3	0	0%
4	0	0%
5	0	0%
6	0	0%
7	0	0%
8	0	0%
9	0	0%
10+	0	0%

Books: Edited



0	26	96.3%
1	1	3.7%
2	0	0%
3	0	0%
4	0	0%
5	0	0%
6	0	0%
7	0	0%
8	0	0%
9	0	0%
10+	0	0%

Chapters in books



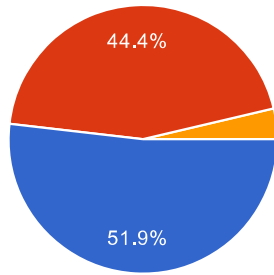
0	25	92.6%
1	1	3.7%
2	0	0%
3	0	0%
4	0	0%
5	0	0%
6	1	3.7%
7	0	0%
8	0	0%
9	0	0%
10+	0	0%

Other scholarly or creative works (please specify)

Nil

Nil

Grant proposals



0	14	51.9%
1	12	44.4%
2	1	3.7%
3	0	0%
4	0	0%
5	0	0%
6	0	0%
7	0	0%
8	0	0%
9	0	0%
10+	0	0%

During the Fall semester of 2015 academic year, how many hours is your typical work week?

14

16

50

17

30

66

19

35-40

21

20

60

12

48

40

15

24

18

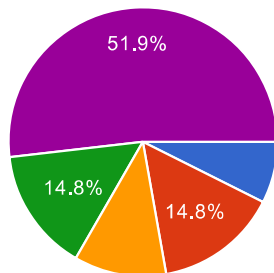
8

4

more than 50

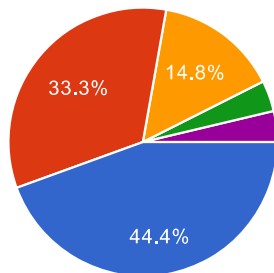
2.2 Division of Time: As you think about how you spend your time in the Fall semester of 2015 academic year, how many hours do you spend on each of the following work-related activities in a typical week?

Teaching (including preparing materials for class, lecturing, etc.)



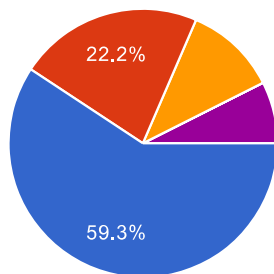
less the 6 Hours	2	7.4%
6-9	4	14.8%
9-12	3	11.1%
12-15	4	14.8%
More than 15Hrs	14	51.9%

Meeting or communicating with students outside of class (office hours, advising, supervising research, writing letters of recommendation, etc.)



less the 6 Hours	12	44.4%
6-9	9	33.3%
9-12	4	14.8%
12-15	1	3.7%
More than 15Hrs	1	3.7%

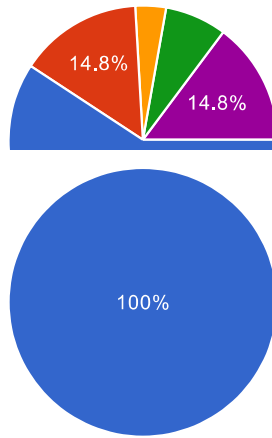
Scholarship or conducting research (including writing, attending professional meetings, etc.)



less the 6 Hours	16	59.3%
6-9	6	22.2%
9-12	3	11.1%
12-15	0	0%
More than 15Hrs	2	7.4%

Fulfilling administrative responsibilities/ committee work/ University service

less the 6 Hours	16	59.3%
6-9	4	14.8%
9-12	1	3.7%
12-15	2	7.4%
More than 15Hrs	4	14.8%

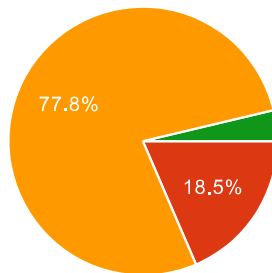


less the 6 Hours	27	100%
6-9	0	0%
9-12	0	0%
12-15	0	0%
More than 15Hrs	0	0%

Other work-related activities. Please specify:

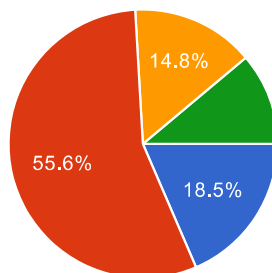
- 0
- Nil
- Nil

During a typical week, how many hours of sleep do you get, on average, each night?



less than 3 Hours	0	0%
3-5	5	18.5%
5-8	21	77.8%
More than 8 Hours	1	3.7%

How many hours a day do you typically spend reading and answering email?



less than 1 Hours	5	18.5%
-------------------	---	-------

1-3	15	55.6%
3-5	4	14.8%
More than 5 Hours	3	11.1%

3.TEACHING AND TEACHING SUPPORT

Lecture

70

60

80

50

40

75

60%

40%

20

30

Discussion

10

20

30

25

15%

30%

15

40

In-class problems, exercises, writing, etc.

20

10

15

40

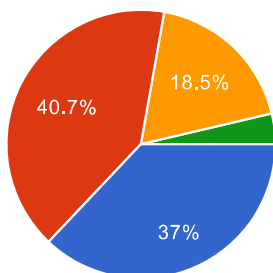
30

25

25%

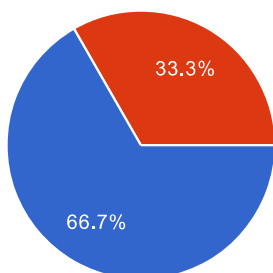
30%

Overall, how satisfied are you with the level of English proficiency students exhibit?



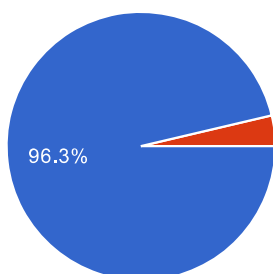
Very dissatisfied	10	37%
Somewhat dissatisfied	11	40.7%
Neither satisfied nor dissatisfied	5	18.5%
Very satisfied	1	3.7%

Do students work in groups or teams during class time in your courses?



Yes	18	66.7%
No	9	33.3%

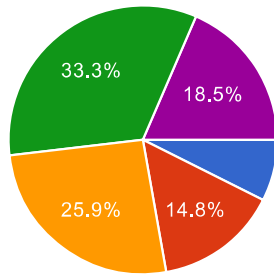
Do you keep up to date with developments in teaching and learning in your field?



Yes	26	96.3%
No	1	3.7%

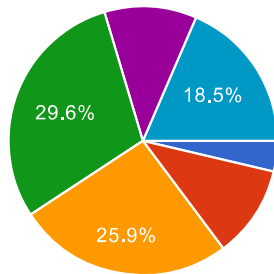
3.1 Rate your satisfaction with the services provided by the following departments within MU:

E-Learning and Distance Learning



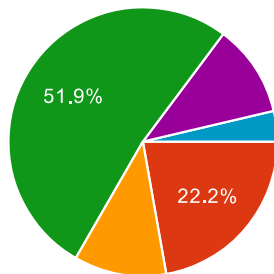
Very dissatisfied	2	7.4%
Somewhat dissatisfied	4	14.8%
Neither satisfied nor dissatisfied	7	25.9%
Somewhat satisfied	9	33.3%
Very satisfied	5	18.5%
Not applicable	0	0%

Admission and Registration



Very dissatisfied	1	3.7%
Somewhat dissatisfied	3	11.1%
Neither satisfied nor dissatisfied	7	25.9%
Somewhat satisfied	8	29.6%
Very satisfied	3	11.1%
Not applicable	5	18.5%

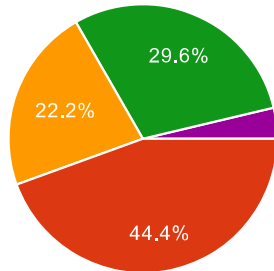
Quality and Skills Development



Very dissatisfied	0	0%
Somewhat dissatisfied	6	22.2%

Neither satisfied nor dissatisfied	3	11.1%
Somewhat satisfied	14	51.9%
Very satisfied	3	11.1%
Not applicable	1	3.7%

Library



Very dissatisfied	0	0%
Somewhat dissatisfied	12	44.4%
Neither satisfied nor dissatisfied	6	22.2%
Somewhat satisfied	8	29.6%
Very satisfied	1	3.7%
Not applicable	0	0%

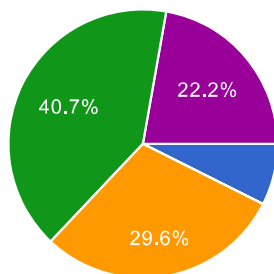
Comments:

Nil

Nil

Publications of the College of Engineering

Are you satisfied with the content of the book 'Senior Design: Procedures and Formats'*



Very dissatisfied	2	7.4%
Somewhat dissatisfied	0	0%

Neither satisfied nor dissatisfied	8	29.6%
Somewhat satisfied	11	40.7%
Very satisfied	6	22.2%
Not applicable	0	0%

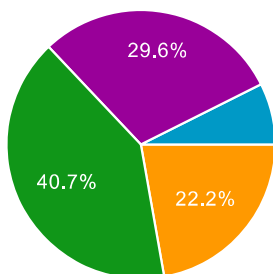
Please use the box below to describe how ‘Senior Design: Procedures and Formats’ can be improved.

--

Nil

Nil

Are you satisfied with the information contained in the book ‘Undergraduate Catalog’



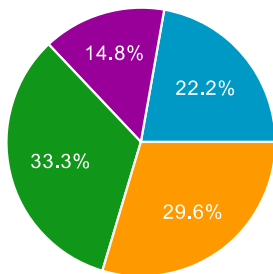
Very dissatisfied	0	0%
Somewhat dissatisfied	0	0%
Neither satisfied nor dissatisfied	6	22.2%
Somewhat satisfied	11	40.7%
Very satisfied	8	29.6%
Not applicable	2	7.4%

Please use the box below to describe how ‘Undergraduate Catalog’ can be improved.

Nil

Nil

Are you satisfied with the information contained in the book ‘Senior Exit Interview’



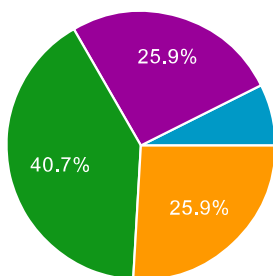
Very dissatisfied	0	0%
Somewhat dissatisfied	0	0%
Neither satisfied nor dissatisfied	8	29.6%
Somewhat satisfied	9	33.3%
Very satisfied	4	14.8%
Not applicable	6	22.2%

Please use the box below to describe how 'Senior Exit Interview' can be improved

Nil

Nil

Are you satisfied with the book 'Academic Advising Day'



Very dissatisfied	0	0%
Somewhat dissatisfied	0	0%
Neither satisfied nor dissatisfied	7	25.9%
Somewhat satisfied	11	40.7%
Very satisfied	7	25.9%
Not applicable	2	7.4%

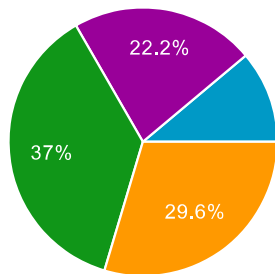
Please use the box below to describe how 'Academic Advising Day' can be improved.

You can not make the advising day eefective unless, there is cooperation from deanship of registration. Otherwise, there is no point if advising day

Nil

Nil

Are you satisfied with the book 'Engineering Practice'



Very satisfied	6	22.2%
Not applicable	3	11.1%

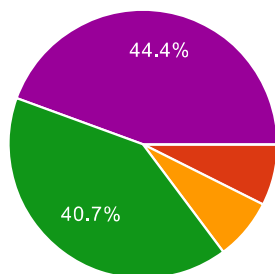
Please use the box below to describe how 'Engineering Practice' can be improved

Nil

Nil

5. OVERALL ASSESSMENT

Overall, how satisfied are you being a faculty member at MU?



Very dissatisfied	0	0%
Somewhat dissatisfied	2	7.4%
Neither satisfied nor dissatisfied	2	7.4%
Somewhat satisfied	11	40.7%
Very satisfied	12	44.4%
Not applicable	0	0%

Use a few words to describe the two most important positive aspects of the current MU environment for you.

Fast development Friendly environment

1. Environment in MU is very good. 2. Facilities provided for faculty members are quite good.

Friendly and good working Environment. Administrative responsibilities are well handled.

Easy to access to University department. All faculty and administrative members are very friendly and cooperative. All time university entrance is open in order to work even at night in

office. Security members are available 24/7 in their office and also have very friendly nature.

Nil

Not overcrowded Uni. Still developing.

Nil

Use a few words to describe the two most important negative aspects of the current MU environment for you.

Conference and publication support Equal loads for staff

1. Lack of research centres. 2. lack of research scheme for funding.

Urgent need of Lab technicians for proper lab works. Mid Semesters Examination time is to be pondered.

The classroom projectors must be in operative form. As some rooms projectors are not working properly. Classrooms and faculty offices should be properly cleaned. On faculty reserved parking space, students must be restricted to park their cars. Computer lab has not been cleaned since many months and its full of dust which is making problem to desktops.

--

Nil

No class-room arrangements No research or lab access

Nil

If you would like to see improvement in the atmosphere/climate of your academic unit or more generally at MU, what remedies or strategies would you suggest?

Targets should be specified in brain storming session and work to achieve targets must be fully planned and followed and completed to the end

Strategy 1: During midterm exams, there is need to make such a exam schedule which dont conflict with the ongoing lectures of courses. Because during midterm exam, most of students are absent just because their exams are at the same time as of other teachers lectures.

Strategy 2: More intense English language training of the students is needed to conduct. As it would be helpful for students to be more progressive in the classes.

--

Nil

Go for support research Go for attending and calling for conferences Rewarding academic staff for their progress

Nil

Number of daily responses

